

CMG Opportunistic All Asset Strategy



WEALTH THROUGH INGENUITY.



Wealth through ingenuity.

About CMG



- CMG is a Registered Investment Advisor located in King of Prussia, Pennsylvania founded in 1992 by Stephen Blumenthal.
- Since the beginning, CMG has embraced “Uncommon Solutions” – the application of tactical investments as part of a progressive diversification strategy – Enhanced Modern Portfolio Theory.
- We believe that incorporating tactical strategies into your portfolio will create a deeper balance by helping to reduce risk and enhance return for long-term investment success.
- Resources to illustrate the necessity of tactical strategies as an essential component in any portfolio.



Wealth through ingenuity.

CMG's Tactical Approach

CMG's strategies offer the following benefits to client portfolios:

Risk Management:

- Flexibility to adapt to changing market conditions by moving into defensive asset classes/cash to risk mitigate the portfolio.

Systematic:

- Rules based, disciplined approach designed to minimize the emotional aspect of investing.

Daily Liquidity & Full Transparency:

- Access to portfolio solutions that were previously available only to institutions and high net worth individuals.



Wealth through ingenuity.

A Tactical Solution

Introducing the CMG Opportunistic All Asset Strategy:

*A broadly diversified tactical investment strategy
for global asset allocation.*



Wealth through ingenuity.

CMG Opportunistic All Asset Strategy

Strategy Inception: 1995

CMG Platform Introduction: 2011

Investment Category: Tactical Equity

Summary: The strategy will evaluate a global universe of investment options to select a portfolio of up to 11 positions. The model will rank each investment utilizing an unemotional, systematic process based solely on the price data of each asset. The assets with the highest probabilities for success will be chosen and then re-evaluated after a set time period to see if they are still exhibiting market leadership.



Wealth through ingenuity.

Trust Company of America Fund Universe

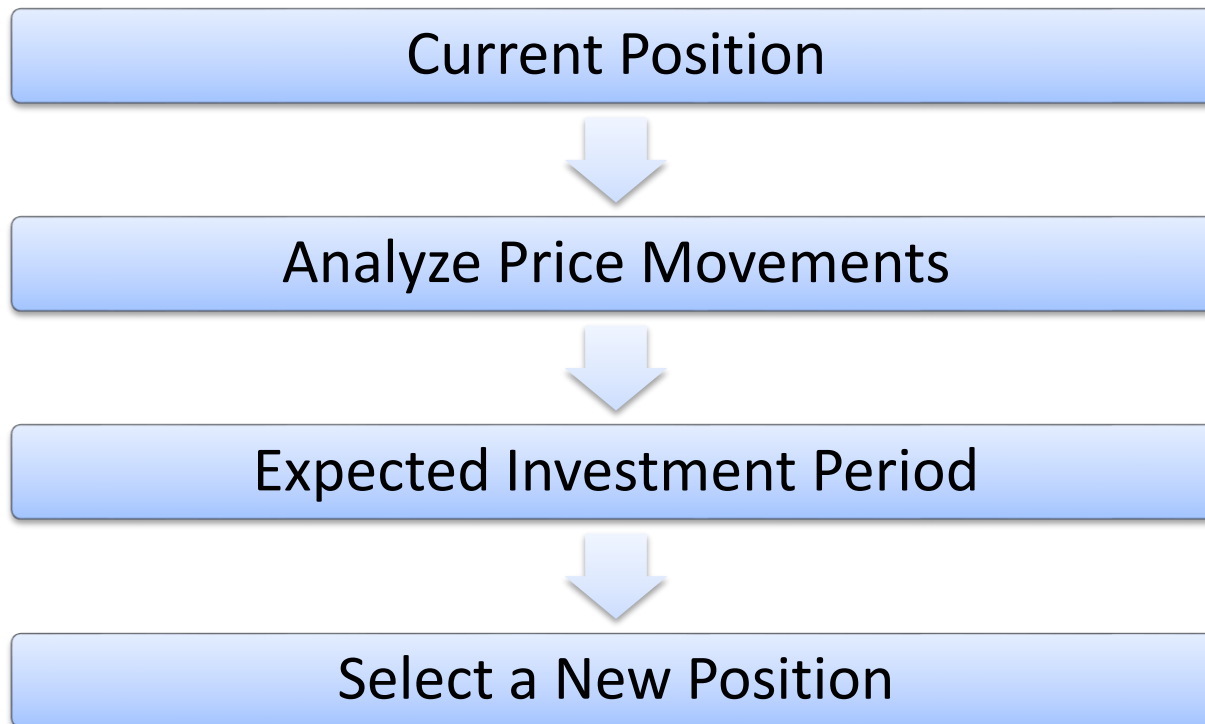
- The universe includes a broad array of funds across a variety of asset classes/sectors.
- Fund categories and asset classes include, but are not limited to:
 - **Equities** (Large/Mid/Small Cap)
 - **International** (World Stock, Emerging Markets)
 - **Commodities** (Precious Metals, Natural Resources)
 - **Fixed Income** (High Yield Bonds, Inflation Protected Bonds, U.S. Gov't Bonds)
 - **Sectors** (Financials, Health Care, Real Estate)
 - **Balanced**



Wealth through ingenuity.

A Disciplined Investment Process

The portfolio construction process utilizes 11 independent models that will each rank a group of funds from the universe and select one position for the portfolio



*A model may select cash based on a market directional indicator.



Wealth through ingenuity.

Historical Allocations

March 2008 – April 2009

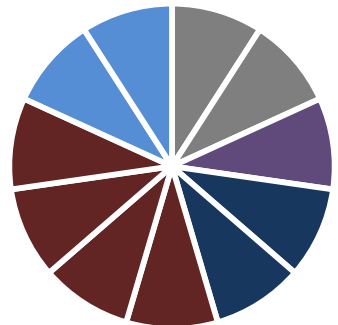
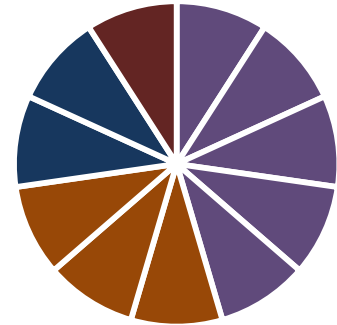
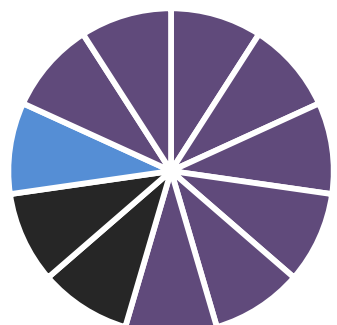
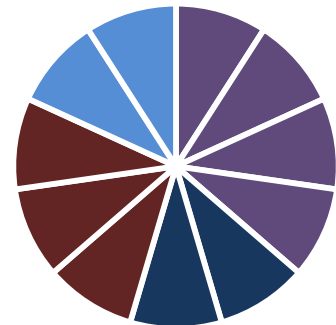


March 31

September 30

December 31

April 30



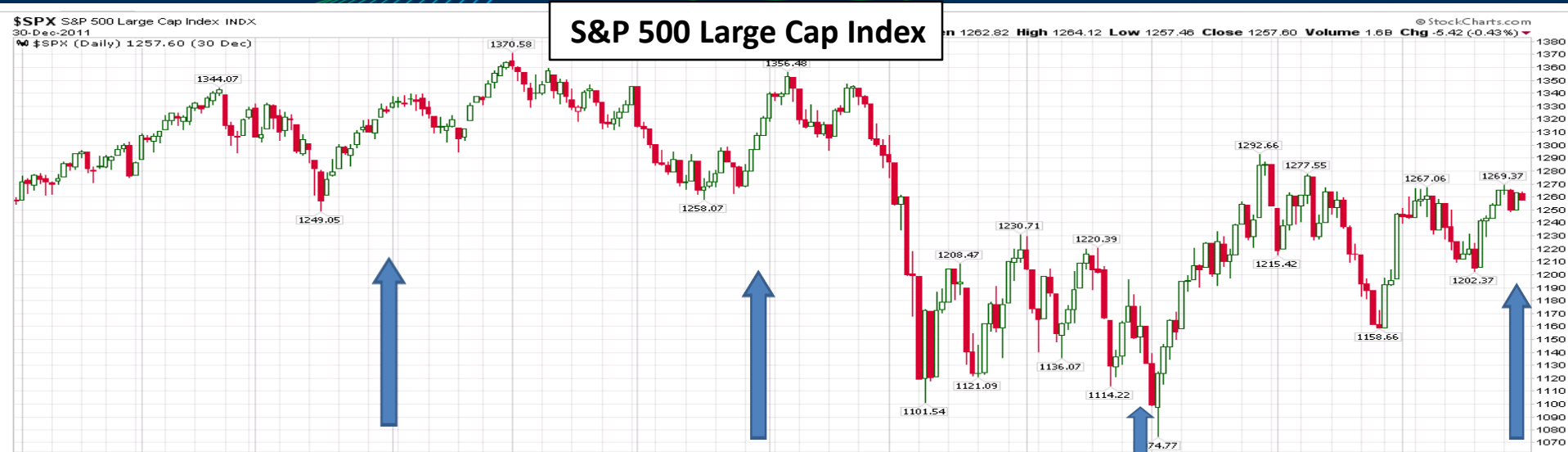
- FIXED INCOME/BONDS
- BALANCED
- EQUITIES
- INTERNATIONAL
- SECTORS
- COMMODITIES
- CASH



Wealth through ingenuity.

Historical Allocations

January 2011 – December 2011

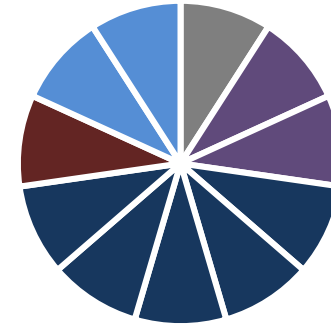
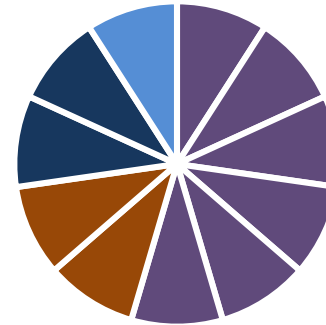
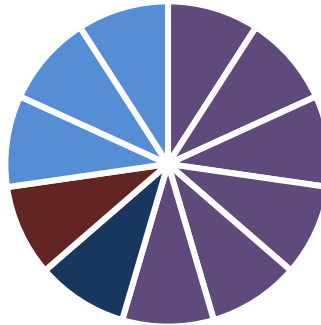
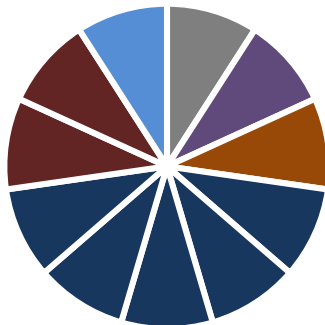


March 31

June 30

September 30

December 31



FIXED INCOME/BONDS

BALANCED

EQUITIES

INTERNATIONAL

SECTORS

COMMODITIES

CASH



Wealth through ingenuity.

Why CMG Opportunistic All Asset Strategy?

Unlike traditional buy and hold portfolios our strategy utilizes a price-based decision making process with a defined BUY and SELL discipline.

✓ Participate & Protect:

A fully diversified tactical portfolio with the goal of capturing broad bull market gains and the flexibility to reduce risk in bear markets.

✓ Active Risk Management:

The strategy holds up to 11 positions and includes a broad array of asset classes that seeks to identify assets with the highest probabilities for success.



Wealth through ingenuity.

Disclosure

CMG Opportunistic Presentation Disclosure

Please remember that past performance may not be indicative of future results. Different types of investments involve varying degrees of risk. Therefore, it should not be assumed that future performance of any specific investment or investment strategy (including the investments and/or investment strategies recommended and/or undertaken by CMG Capital Management Group, Inc. (or any of its related entities-together "CMG")) will be profitable, equal any historical performance level(s), be suitable for your portfolio or individual situation, or prove successful. No portion of the content should be construed as an offer or solicitation for the purchase or sale of any security. References to specific securities, investment programs or funds are for illustrative purposes only and are not intended to be, and should not be interpreted as recommendations to purchase or sell such securities.

Certain portions of the content may contain a discussion of, and/or provide access to, opinions and/or recommendations of CMG (and those of other investment and non-investment professionals) as of a specific prior date. Due to various factors, including changing market conditions, such discussion may no longer be reflective of current recommendations or opinions. Moreover, you should not assume that any discussion or information contained herein serves as the receipt of, or as a substitute for, personalized investment advice from CMG or the professional advisors of your choosing. To the extent that a reader has any questions regarding the applicability of any specific issue discussed above to his/her individual situation, he/she is encouraged to consult with the professional advisors of his/her choosing. CMG is neither a law firm nor a certified public accounting firm and no portion of the presentation content should be construed as legal or accounting advice.

This presentation does not discuss, directly or indirectly, the amount of the profits or losses, realized or unrealized, by any CMG client from any specific funds or securities. Please note: In the event that CMG references performance results for an actual CMG portfolio, the results are reported net of advisory fees and inclusive of dividends. The performance referenced is that as determined and/or provided directly by the referenced funds and/or publishers, have not been independently verified, and do not reflect the performance of any specific CMG client. CMG clients may have experienced materially different performance based upon various factors during the corresponding time periods.



Wealth through ingenuity.

Disclosure

Hypothetical Performance Disclosure:

To the extent that any portion of the content reflects hypothetical results that were achieved by means of the retroactive application of a back-tested model, such results have inherent limitations, including: (1) the model results do not reflect the results of actual trading using client assets, but were achieved by means of the retroactive application of the referenced models, certain aspects of which may have been designed with the benefit of hindsight; (2) back-tested performance may not reflect the impact that any material market or economic factors might have had on the adviser's use of the model if the model had been used during the period to actually manage client assets; and, (3) CMG's clients may have experienced investment results during the corresponding time periods that were materially different from those portrayed in the model.

Past performance may not be indicative of future results. Therefore, no current or prospective client should assume that future performance will be profitable, or equal to any corresponding historical index. (i.e. S&P 500 Total Return or Barclays Aggregate Bond Index) is also disclosed. For example, the S&P 500 Composite Total Return Index (the "S&P") is a market capitalization-weighted index of 500 widely held stocks often used as a proxy for the stock market. Standard & Poor's chooses the member companies for the S&P based on market size, liquidity, and industry group representation. Included are the common stocks of industrial, financial, utility, and transportation companies. The historical performance results of the S&P (and those of or all indices) and the model results do not reflect the deduction of transaction and custodial charges, nor the deduction of an investment management fee, the incurrence of which would have the effect of decreasing indicated historical performance results. **For example**, the deduction combined annual advisory and transaction fees of 1.00% over a 10 year period would decrease a 10% gross return to an 8.9% net return. The S&P is not an index into which an investor can directly invest. The historical S&P performance results (and those of all other indices) are provided exclusively for comparison purposes only, so as to provide general comparative information to assist an individual in determining whether the performance of a specific portfolio or model meets, or continues to meet, his/her investment objective(s). A corresponding description of the other comparative indices, are available from CMG upon request. It should not be assumed that any CMG holdings will correspond directly to any such comparative index. The model and indices performance results do not reflect the impact of taxes. CMG portfolios may be more or less volatile than the reflective indices and/or models. A copy of CMG's current written disclosure statement discussing advisory services and fees is available upon request or via CMG's internet web site at (<http://www.cmgwealth.com/disclosures/adv>).

CMG Global Equity Fund™ and CMG Tactical Futures Strategy Fund™: Mutual Funds involve risk including possible loss of principal. An investor should consider the Fund's investment objective, risks, charges, and expenses carefully before investing. This and other information about the CMG Global Equity Fund™ and CMG Tactical Futures Strategy Fund™ is contained in each Fund's prospectus, which can be obtained by calling 1-866-CMG-9456. Please read the prospectus carefully before investing. The CMG Global Equity Fund™ and CMG Tactical Futures Strategy Fund™ are distributed by Northern Lights Distributors, LLC, Member FINRA. **NOT FDIC INSURED. MAY LOSE VALUE. NO BANK GUARANTEE.**

In the event that there has been a change in an individual's investment objective or financial situation, he/she is encouraged to consult with his/her investment professionals.

PAST PERFORMANCE MAY NOT BE INDICATIVE OF FUTURE RESULTS